

CUT AND PASTE

Cut or tear colored paper to decorate the pictures—and remember, in art rules are made to be broken. There are no mistakes! Follow your gut and get started on your first masterpiece.

It's all up to you!

**You decide what to create
and how to create it.**

YOU are the artist



SEE ACTIVITIES ON FOLLOWING PAGES 

ACTIVITY FROM


ISBN: 9781941367483



downtown  bookworks

We need some more hair.

Cut or tear the paper into different types of hair—curly, wavy, spiky, or any style you choose.



ACTIVITY FROM

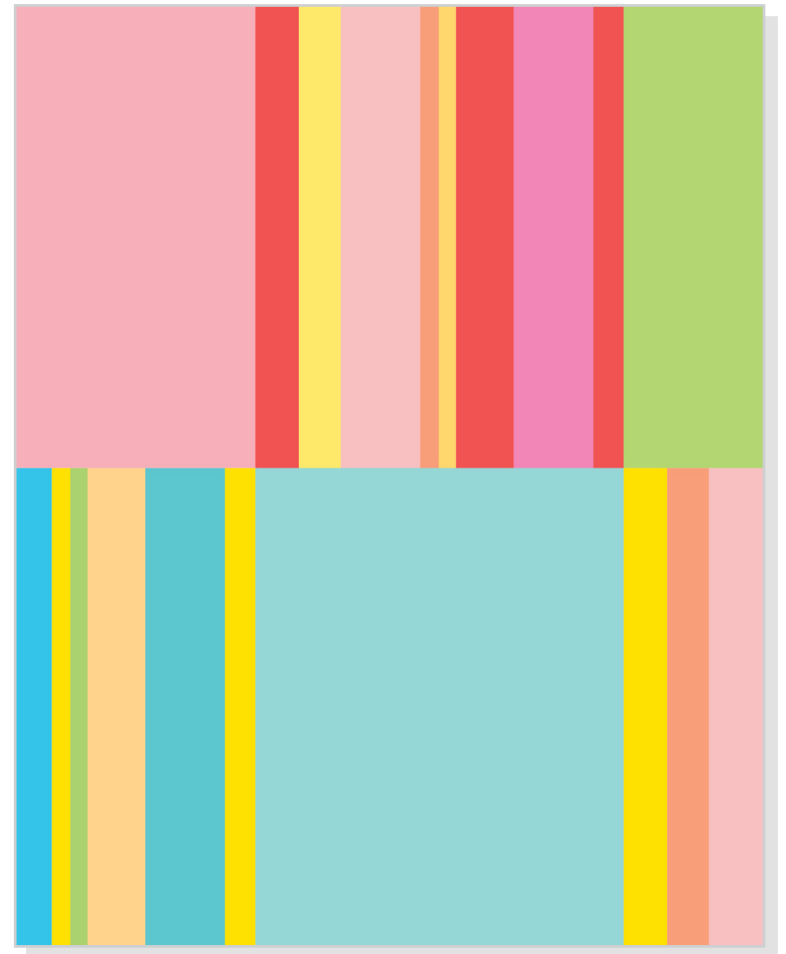

ISBN: 9781941367483



downtown  bookworks

Reindeer always like to dress up
when they go out.

Cut the paper into bows and ribbons and glue
them onto the reindeer's antlers.



ACTIVITY FROM

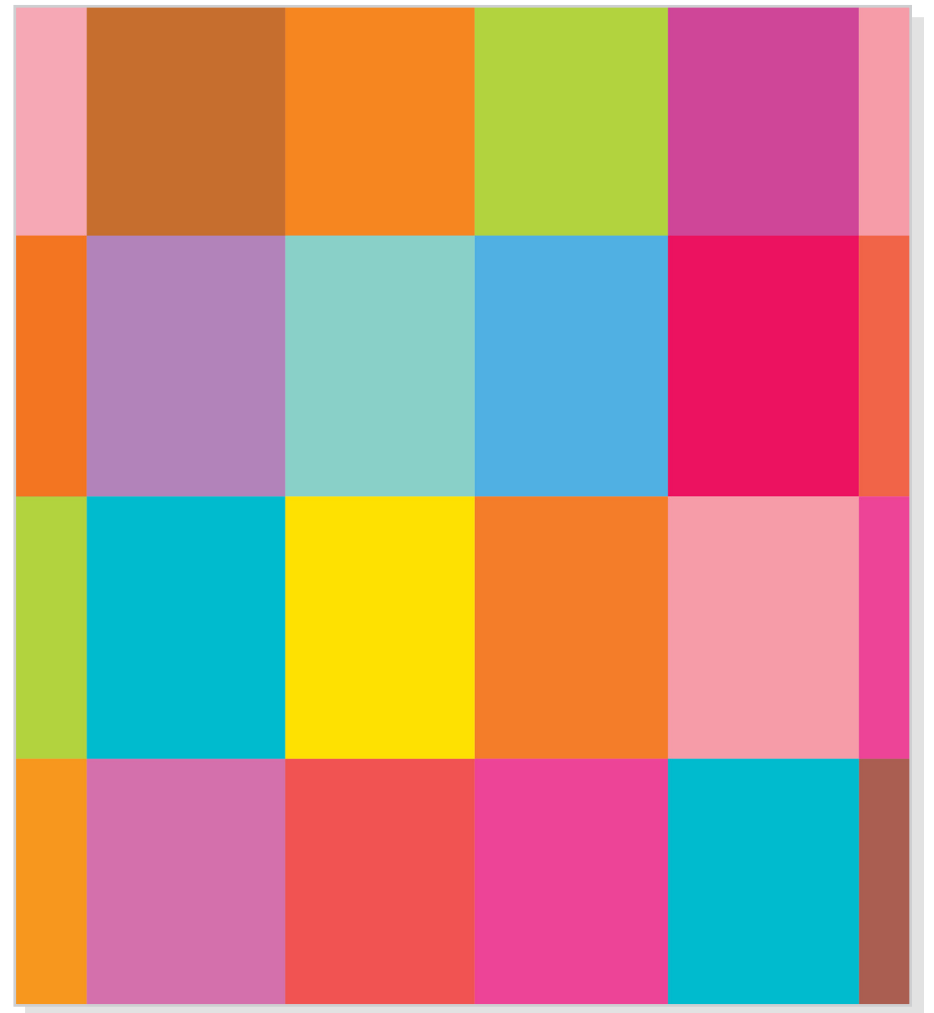

ISBN: 9781941367483



downtown  bookworks

What's growing in the garden?

Rip the paper into small pieces to make petals. Glue them onto the stems to make a colorful bouquet.



ACTIVITY FROM

ISBN: 9781941367483



downtown  bookworks

Sew buttons onto the pretty dress.

