





HOST A CREATE YOUR OWN SUPER HERO EVENT!



1. Invite children of any age for a reading of the two books



2. Provide:

paper



washable markers



crayons



stickers






3. Ask the children to think about what super power they'd like to have. Then have them draw a picture of their super her self complete with logo and super hero name.





OPPOSITES

Draw the opposite of what you see the super hero doing.





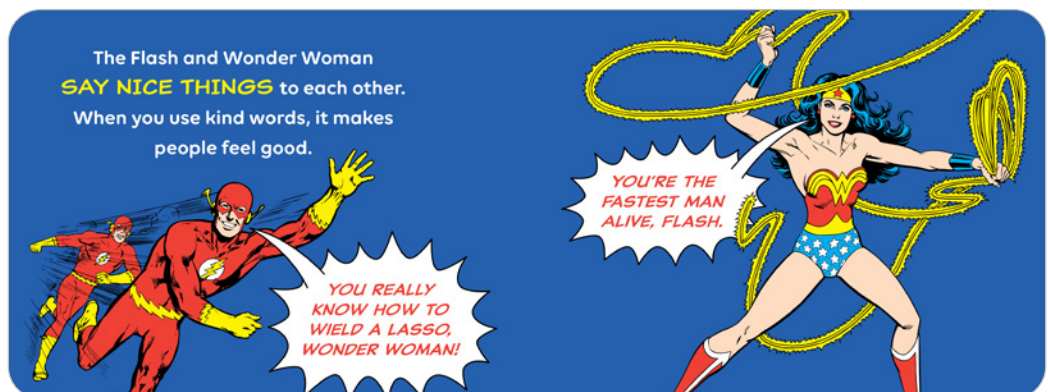
THE POWER OF KINDNESS



What animal would you like to take care of?



What do you share?



What do you say to your friends to be kind?




DIVERSITY IS A SUPERPOWER



DARLA, PEDRO, and EUGENE live
with their foster parents.



SUPERMAN was adopted by the Kents
when he was a little boy.




Super Heroes come from all
different types of families.

Draw your family here!



SUPER HERO SEARCH

Take a good look at the super heroes below, and then answers the questions that follow.

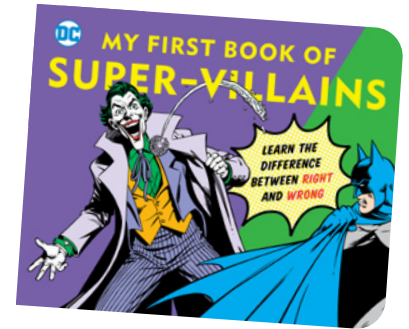


1. How many yellow boots do you see?
How many green boots? Red boots?
2. How many super heroes are wearing green somewhere on their body?
3. Which super heroes are running?
4. Which super heroes are flying?
5. How many super heroes have wings?
6. How many super heroes are wearing capes?
7. Who is your favorite super hero?



LEARN RIGHT FROM WRONG

Super heroes know the difference between right and wrong. Super-villains do not. Below are 2 columns. The first column shows super-villains' bad behavior. In the space next to each bad behavior, draw a good behavior.



**DON'T
DO THIS**

The Joker **PLAYS NASTY TRICKS**
on people.



DO THIS



Poison Ivy **DOESN'T PLAY NICELY**
with others.





The Penguin **SCARES** people.





FRIENDSHIP MATCH-UP

After reading SUPER HEROES HAVE FRIENDS TOO, draw a line connecting each super hero to his or her close friend. Who is your close friend? How do you think you each help each other?





SUPER HERO ON A STICK!

Get creative with colors, shapes, and super heroes with this fun, simple craft project!



1. Invite children of any age for a reading of the book.



2. Provide:

colored popsicle sticks



Super hero face and symbol cutouts



gluesticks



construction paper triangles






washable markers



3. Instruct children to choose a character face, a symbol, and a cape, and glue each into position (as shown—face on top; symbol in front; cape in back) on a colored craft stick. Kids can also draw their own faces, and create original symbols which can be adhered to the craft sticks.









HOST A SUPER HERO SUNDAE PARTY

Ice cream, sorbet, and Italian ices come in a rainbow of super hero colors, as do ice cream toppings such as strawberry sauce and sprinkles. Provide different flavors and colors of ice creams and toppings and let kids choose their favorites for a super hero sundae party. Faces and logos on the next page can be cut out and taped onto toothpicks or popsicle sticks for styling the sundaes.



Black dragées are sprinkled onto blue ice cream in a cup designed for Caped Crusaders.



Mint ice cream is Green Lantern's favorite color (as well as his good friend, Green Arrow's). Add chocolate syrup, chocolate cookie crumbs, and green candies.



Lemon and strawberry sorbet keep The Flash light on his feet. This color combination also works for Shazam! and Firestorm.



Berry ice cream or sorbet with strawberry syrup and yellow sprinkles makes the perfect Superman sundae. Try star-shaped sprinkles to turn this into a Wonder Woman dessert.



